



**E<sup>ts</sup> Winckelmans** sa  
Fabricant de carreaux  
grès cérame fin vitrifié depuis 1894

---


THE CATALOGUE

---


## Plain colours



## Porphyry




## Speckled




# CONTENTS

---

TILES FROM GENERATION TO GENERATION.....	4
A FAMILY FACTORY BETWEEN TRADITION AND MODERNITY.....	6
THE PORCELAIN STONEWARE AT THE HEART OF OUR PRODUCT.....	8
SHAPES, SIZES AND FORMAT TABLE.....	10
SQUARES.....	12
DECORATED TILES/ENCAUSTICS.....	18
RECTANGLES.....	28
HEXAGONS.....	32
OCTAGONS AND DOTS.....	38
TRIANGLES.....	44
ROUNDS.....	48
DIAMONDS.....	50
MOSAIC PATTERNS.....	52
DESIGNS AND BORDERS.....	56
ACCESSORIES AND ANTISLIP TILES.....	70
BESPOKE PROJECTS.....	74
NEOSOL.....	76
TECHNICAL DATA.....	78
QUALITY AND ANTISLIP STANDARDS.....	79
PACKAGING INFORMATION.....	80
LAYING AND MAINTENANCE ADVICE.....	82
IMPORTANT INFORMATION.....	83




Théophile Winckelmans



Georges Winckelmans



Théophile Winckelmans



Jacques Winckelmans



Barbara Winckelmans

---

## Tiles from generation to generation

---


Everything started for Théophile Winckelmans in 1894 when he opened an unglazed tile factory in Lomme in Northern France.

Five generations have followed since then, sustaining the legacy and know-how of the founder whilst meeting the challenges specific to each era: the World Wars and bombing of the factory along with globalisation and the need to open up to export are some of the challenges successfully overcome which have allowed the factory to remain on its original site for so many years.

After the opening up to the world and rapid development of our exports initiated by Jacques Winckelmans in the 1990s, the beginning of the 2000s was a difficult time for the factory which had to make some radical changes. The fifth generation currently at the helm thus decided on a major change of gear, with major investment in production and a move upmarket for the product. Our company has now achieved global recognition for the quality of its tiles and gained the trust of prestigious names in such diverse fields as haute couture and restoration as well as of known personalities.

Today, it is Barbara, Jacques daughter, who is carrying on with the legacy of our product and maintaining the family values that are key to the survival of our tiles.

*Sans Passim  
rien ne dure !  
Barbara W*



## Key Dates...

1894

Beginning of industrial production on our present-day site (paving and unglazed fully vitrified tiles).

1940

Partial destruction of the factory during a WWII bombing.

1944

The factory buildings are razed (except for the kilns), meaning a slow and difficult recovery.

1958

Electric kilns are installed.

---

## A family factory between tradition and modernity

---

Our Lomme factory has been operational for over 120 years. It now employs 120 people, most of whom have spent the bulk of their careers within the factory. These men and women, their full involvement and their knowledge of our product form the basis for our success and are the caretakers of the traditional know-how we have inherited and which we have a duty to preserve.

But preserving it is not enough: in an era of multiple challenges, it is essential that our factory moves with the times and finds a balance between respect for tradition and a modernised production tool.

We can therefore today use this atypical marriage of tradition and innovation to offer an authentic, quality product with nevertheless the flexibility of new technologies in terms of production times and customisation.

---

1960

Industrial grinders are installed.

1970


Automatic presses are installed and the workshops are renovated.

2007

Decize Céramiques buy-out.

2012

A gas kiln is installed and the production tool is modernised.





---

# The porcelain stoneware at the heart of our product

---

## **A Natural and Authentic Product**

Our fully vitrified unglazed fine tiles are made of natural materials (mainly clay) from France and Europe which produce a non-porous tile, the ideal, versatile product for all types of residential, commercial and industrial projects.

## **Easy maintenance and excellent stain resistance thanks to near-zero porosity**

The absorption rate of under 0.5% of our fully vitrified tiles makes them stain-resistant and they can therefore be used in the dampest locations with no fear of them changing colour or appearance. This low porosity makes them easy to clean and renders any post-installation treatment or specific cleaning products superfluous. They can be used in such varied projects as professional kitchens, public swimming pools and so on.

## **Through-body colours and patterns**


Our tiles are through-body, which gives them an identical colour throughout their thickness and a service life of several centuries thanks to the lasting shades and patterns.

## **A lasting, versatile product thanks to its exceptional technical characteristics**

Fired at a temperature close to 1,200 degrees Celsius, our unglazed tiles are compact and have excellent technical characteristics. They are robust enough to be used commonly outside, they are heat- and frost-resistant and suitable for intensive use areas.

\*See Page 78 for detailed technical information

## Formats



## Format table

Format	Size (in cm)	Available Thicknesses (in cm)	Available assembled on sheets	Available in loose packaging
Square	1.2x1.2	0.38 / 0.5	◆	◆
	2x2	0.38	◆	◆
	3.5x3.5	0.9	◆	◆
	5x5	0.5 / 0.9	◆	◆
	7x7	0.9	◆	◆
	10x10	0.9 / 1.1	◆	◆
	15x15	0.9		◆
	20x20	0.9		◆
Rectangle	2.35x5	0.5	◆	◆
	2.5x15	0.9	◆	◆
	5x15	0.9	◆	◆
	5x10	0.9	◆	◆
	10x20	0.9		◆
Hexagon	2.5x2.5	0.38 / 0.9	◆	◆
	5x5	0.5	◆	◆
	10x10	0.9	◆	◆
	15x15	0.9		◆
Octagon	10x10	0.9	◆	◆
	15x15	0.9		◆
Triangle	3.5x3.5x5	0.9		◆
	5x5x7	0.9		◆
	7x7x10	0.9		◆
	10x10x14	0.9		◆
	8.5x8.5x14.6	0.9	◆	◆
Round	1.8	0.38 / 0.9	◆	◆
Cross	7x7	0.9	◆	◆
Diamond	5	0.5	◆	◆
Shuttle	15x7	0.9	◆	◆

# Squares

1.2x1.2 / 2x2 / 3.5x3.5 / 5x5 / 7x7 / 10x10 / 15x15 / 20x20cm




Our squares are central in our range and can be used singly or with other formats. The timeless patterns shown here like the check or more complex designs match all styles of project perfectly.

## ❖ Available sizes and thicknesses

- ◆ 1.2x1.2cm - 3.8/5mm
- ◆ 2x2cm - 3.8mm
- ◆ 3.5x3.5cm - 9mm
- ◆ 5x5cm - 5/9mm
- ◆ 7x7cm - 9mm
- ◆ 10x10cm - 9mm
- ◆ 15x15cm - 9mm
- ◆ 20x20cm - 9mm

## ❖ Available surface types

- ◆ Smooth (all sizes)
- ◆ Antislip (5x5 and 10x10cm sizes, please refer to Page 71)



---

## PLAIN COLOUR


Composition:

- ◆ Black 2x2cm

Assembled on sheets of 30.8x30.8cm

### Straight or Brickbond patterns

Two patterns are possible: the straight pattern as illustrated by the example on the left or the brickbond pattern.



---

## CHECKER


Composition:

- ◆ Black 10x10cm
- ◆ Super White 10x10cm

Loose or assembled on sheets of 30.7x30.7cm

### 45° angle installation

Use an angle of 45° when installing this pattern for an alternative look.





---

## RANDOM MIX

Composition:

- ◆ 34% Super White 2x2cm
- ◆ 33% Pale Green 2x2cm
- ◆ 33% Dark Green 2x2cm

Assembled on sheets of 30.8x30.8cm



---


## 2X2CM GRADIENTS

Composition:

- ◆ Gradient #1 (left-hand side): Black 14% - Charcoal 16% - Grey 19% - Pale Grey 22% - White 29%
- ◆ Gradient #2 (right-hand side): Blue Moon 14% - Dark Blue 16% - Blue 19% - Pale Blue 22% - White 29%

### Customisation of colours

Gradients are tailor-made based on the surface area to be tiled. Their composition can be customised from our colour range. Other standard models are available on request.




## 2X2CM DESIGN

### “GRID”

Composition:

- ◆ Black 2x2cm
- ◆ Australian Green 2x2cm
- ◆ Dark Green 2x2cm
- ◆ Green 2x2cm
- ◆ Pale Green 2x2cm
- ◆ Pistachio 2x2cm
- ◆ Super White 2x2cm

Assembled on sheets of 30.8x30.8cm




## 2X2CM DESIGN

### “COUTURE”

Composition:

- ◆ Pearl Grey 2x2cm
- ◆ Super White 2x2cm
- ◆ Yellow 2x2cm

Assembled on sheets




## 15X15CM SQUARES

### + 5X5CM DOTS


Composition/M2:

- ◆ 40 Pcs of Black 15x15cm
- ◆ 40 Pcs of Pearl Grey 5x5cm Dots

15x15cm squares and dots are provided loose

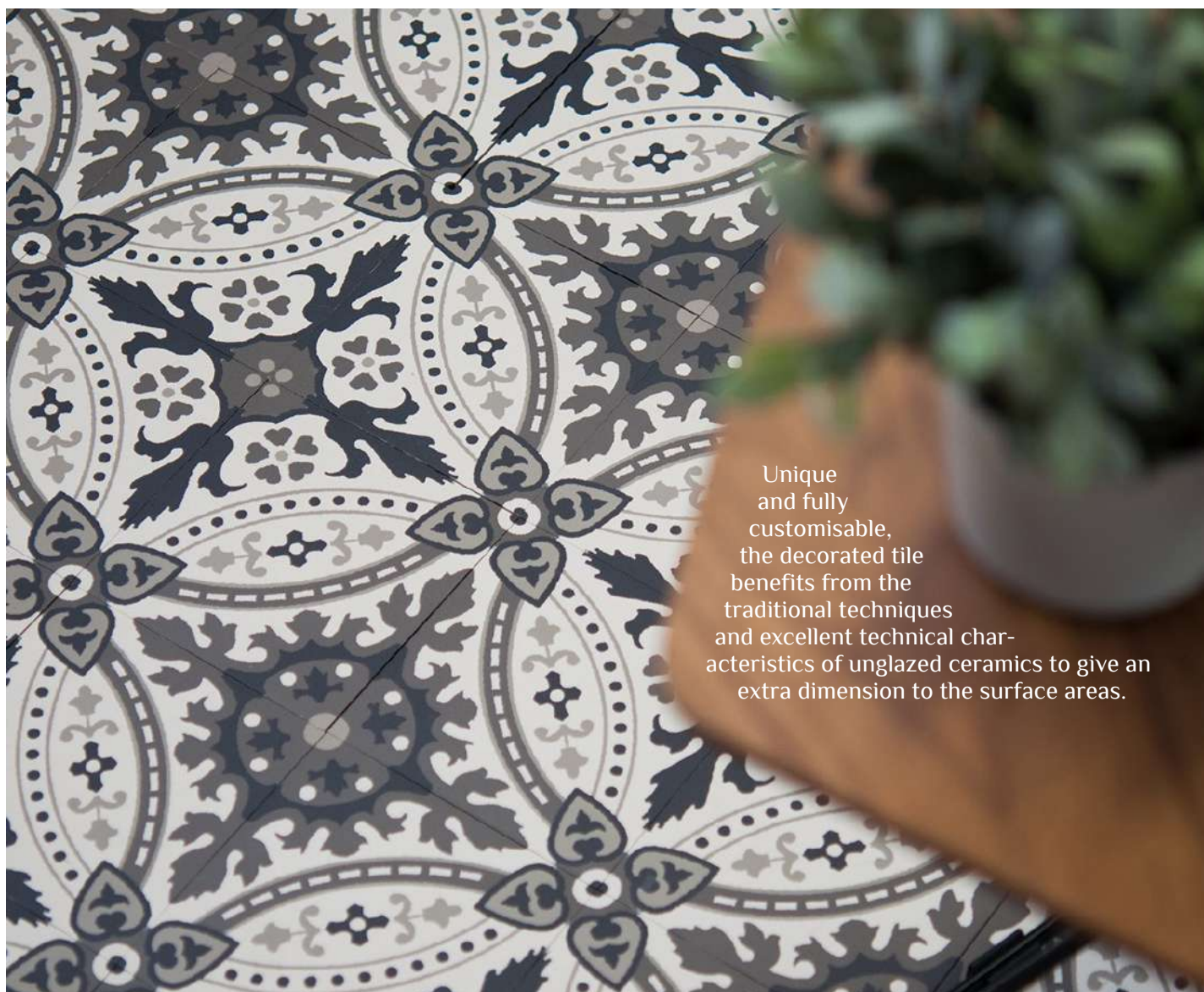






# Decorated Tiles

5x5 / 7x7 / 10x10 / 15x15cm



Unique and fully customisable, the decorated tile benefits from the traditional techniques and excellent technical characteristics of unglazed ceramics to give an extra dimension to the surface areas.

## ❖ Available sizes and thicknesses

- ◆ 5x5cm - 9mm
- ◆ 7x7cm - 9mm
- ◆ 10x10cm - 9mm
- ◆ 15x15cm - 9mm

---

# Winckelmans decorated tile

---

## **Hand-made**

To perpetuate our know-how, our decorated tiles are entirely hand-pressed as has always been our tradition. Partitioning is a totally manual process which makes each item unique. Winckelmans has used this method for more than one hundred years, with special care paid to the preservation of the material.

## **Very easy to maintain and highly resistant**

Unlike certain types of decorated tile, the Winckelmans decorated tile has near-zero porosity, which makes it easy to maintain and renders it especially stain-resistant. Nor does it require the use of a specific cleaning product. In addition, as pressing is partitioned over the entire tile thickness, the colours and patterns go right through the tile guaranteeing a hardwearing pattern over time. Given all these qualities, our decorated tile is therefore just as versatile as our plain-colour range and can therefore be used inside and out, in dry or damp environments, in standard housing or industrial premises with intensive use.

## **Customisation and reproduction of models**

The combination of our know-how and traditional manufacturing processes with the latest computer technologies makes it possible for us to reproduce all your existing patterns or to create a totally unique decorated tile based on a specific pattern (logo, drawing). We can therefore satisfy all your needs for your renovation plans or most original projects!



Pearl Grey / Charcoal / Black / White

## Lille



LIN/BAU/NOI/ANT



NOI/PER/GRU/BAS



Pale Blue / Chocolate / White / Linen

## Vieux-Lille



GRP/PER/GRU/NOI



BAS/ANT/PER/BEU




Black / Red / Ontario


## Deauville



BEF/BEP/BAS



BAS/PER




Black / Dark Blue / Pearl Grey

---

## Séville



NOI/BAS/GRP




BEN/NOI/VEU



White / Black

---


## Anvers



NOI/BEF




LIN/ANT




Super White / Black

---


## Edelweiss



BAS/VEU




ANT/NOI




Black / Super White

---


## Madrid



BEF/BEU




ANT/IVO




Black / Pearl Grey / Charcoal

---


## Berlin



NOI/BAU/JAU




NOI/CHO/BAS




Dark Blue / Super White / Pearl Grey

---


## Trompe l'œil



BAS/PER/NOI




BAU/NOI/ANT



Super White / Green


## Bruxelles



BAU/BEU




NOI/BAS




Pearl Grey / Linen / Mole


## Rome



ONT/BAS/NOI




BEF/BEP/BAS



Blue Moon / Dark Blue / Blue / Super White / Black

## Amsterdam



NOI/BAS/ANT/GRP



NOI/BAS/ONT/BEP/JAU

# Patchworks

15x15cm



Reference #1 - Super White / Black / Grey



Reference #2 - Linen / White / Mole / Ontario

## ❖ Packaging

The patchworks below comprise 15x15 cm decorated tiles supplied in bulk in boxes of sixteen tiles (0.36 m<sup>2</sup>) of different references and/or shades. You are free to use the models below for installation or to arrange the tiles differently.





# Encaustic Tiles

## 5X5CM



ENC27



ENC01



ENC06

## 7X7CM



ENC02



ENC07



ENC08



ENC09



ENC12



ENC14



ENC15

## 10X10CM



ENC12



ENC02



ENC03



ENC04



ENC10



ENC11



ENC13



ENC FRI CN




ENC FRI

## 15X15CM



ENC06



ENC26

### Customisation of colours

Each section of tiles shown on this page can be customised using the range of plain colours. Customised renderings with the colours of your choice are available on request.

### Creation or reproduction of patterns

The tiles shown in this catalogue are not exhaustive. Do not hesitate to send us your requests to reproduce existing patterns. It is even possible to create entirely new patterns!



^ Above: use of encaustics tiles for kitchen splashback.

v Below: use of encaustic tiles within assemblies (borders and floor designs).



# Rectangles


2.35x5 / 2.5x15 / 5x10 / 5x15 / 10x20cm



Our rectangles are available in several sizes and are used alone or combined with other formats for composition purposes (borders, floor designs, etc.).

## ❖ Available sizes and thicknesses

- ◆ 2.35x5cm - 5mm
- ◆ 2.5x15cm - 9mm
- ◆ 5x10cm - 9mm
- ◆ 5x15cm - 9mm
- ◆ 10x20cm - 9mm / 18mm




---

## STRAIGHT 2.35X5CM RECTANGLES

Composition:

- ◆ Old Pink 2.35x5cm

Assembled on sheets of 31.8x31.8cm




---

## BRICKBOND 2.35X5CM RECTANGLES

Composition:

- ◆ Ivory 2.35x5cm

Assembled on sheets of 29.2x31.8cm




---

## CHECKER PATTERN

Composition:

- ◆ Pale Grey 2.35x5cm
- ◆ Charcoal 2.35x5cm

Assembled on sheets of 31.8x31.8cm




---

## RANDOM MIX

Composition:

- ◆ 50% Super White 2.35x5cm
- ◆ 30% Pale Green 2.35x5cm
- ◆ 20% Dark Green 2.35x5cm

Assembled on sheets of 31.8x31.8cm



---

## GRADIENT

Composition:

- ◆ 44% Blue 2.35x5cm
- ◆ 33% Blue Moon 2.35x5cm
- ◆ 17% Pearl Grey 2.35x5cm
- ◆ 6% Black 2.35x5cm

Assembled on sheets of 31.8x31.8cm



---


## SPECIAL DESIGN

BD03

Composition:

- ◆ Super White 2.35x5cm
- ◆ Black 2.35x5cm
- ◆ Pearl Grey 2.35x5cm

Assembled on sheets of 29.2x31.8cm



---


## SPECIAL DESIGN

BA02 - "HERRINGBONE PATTERN"

Composition:

- ◆ Pale Blue 2.35x5cm
- ◆ Black 2.35x5cm

Assembled on sheets of 28.4x28.4cm



---

## SPECIAL DESIGN

BC01

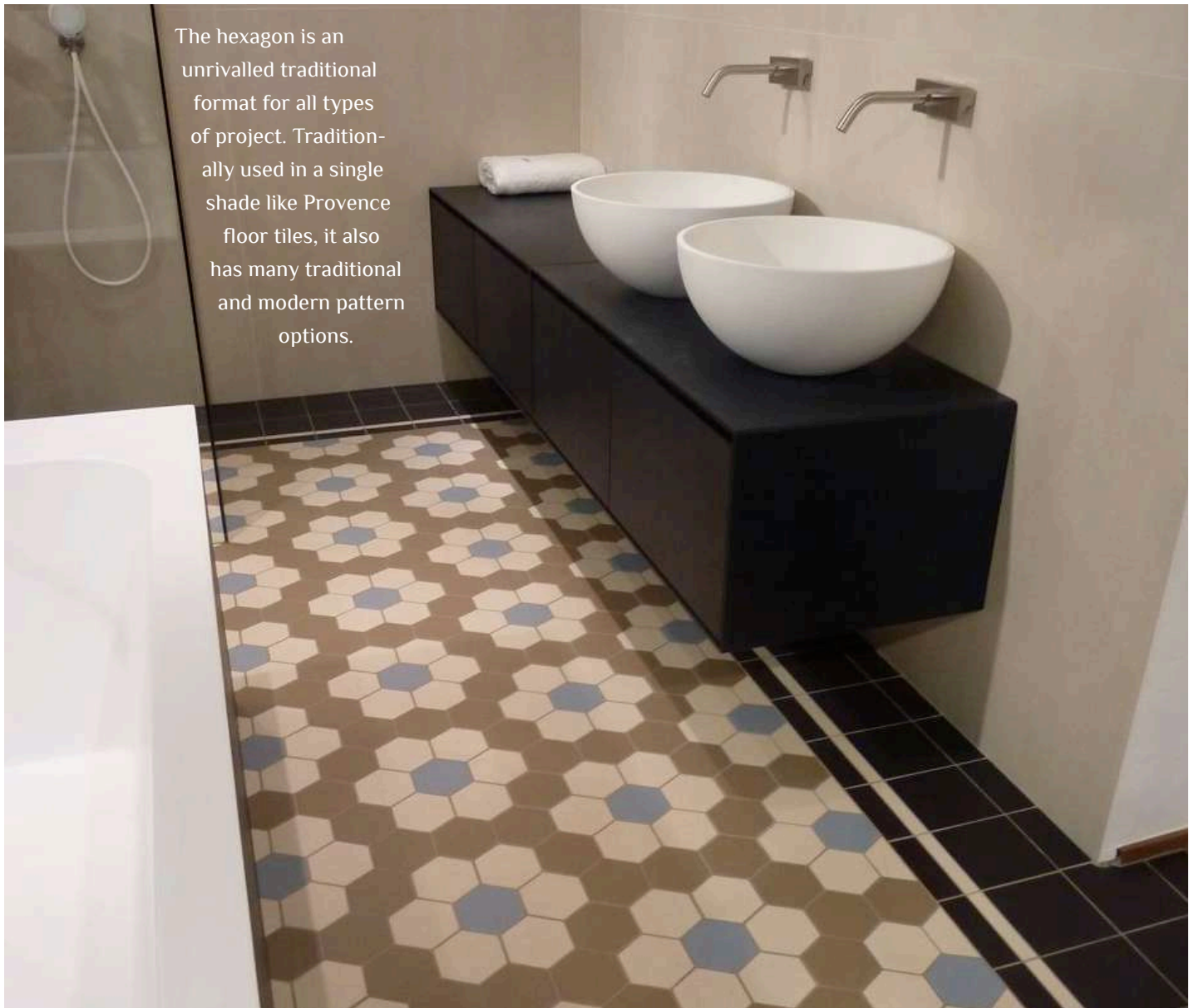
Composition:

- ◆ Old Pink 2.35x5cm
- ◆ Parma 5x5cm

Assembled on sheets of 31.8x31.8cm

# Hexagons

2.5x2.5 / 5x5 / 10x10 / 15x15cm




The hexagon is an unrivalled traditional format for all types of project. Traditionally used in a single shade like Provence floor tiles, it also has many traditional and modern pattern options.

## ❖ Available sizes and thicknesses

- ◆ 2.5cm - 3.8/9mm
- ◆ 5cm - 5mm
- ◆ 10cm - 9mm
- ◆ 15cm - 9mm






---

## PLAIN COLOUR

Composition:

- ◆ 10cm Red Hexagons

Loose or assembled on sheets of 29.3x30.3cm




---

## RANDOM MIX

Composition:

- ◆ 20% Dark Blue 5cm Hexagons
- ◆ 40% Pale Blue 5cm Hexagons
- ◆ 40% Super White 5cm Hexagons

Assembled on sheets of 28.1x29.5cm



---


## SPECIAL DESIGN

“SOCCER BALL”

Composition:

- ◆ Pearl Grey 10cm Hexagons
- ◆ Black 10cm Hexagons

Loose or assembled on sheets



---


## SPECIAL DESIGN

### “FLOWER 1”

Composition:

- ◆ Pearl Grey 10cm Hexagons
- ◆ Super White 10cm Hexagons
- ◆ Blue 10cm Hexagons
- ◆ Black 10cm Hexagons

Loose tiles



---


## SPECIAL DESIGN

### “FLOWER 2”

Composition:

- ◆ Pistachio 10cm Hexagons
- ◆ Super White 10cm Hexagons
- ◆ Dark Green 10cm Hexagons

Loose or assembled on sheets



---

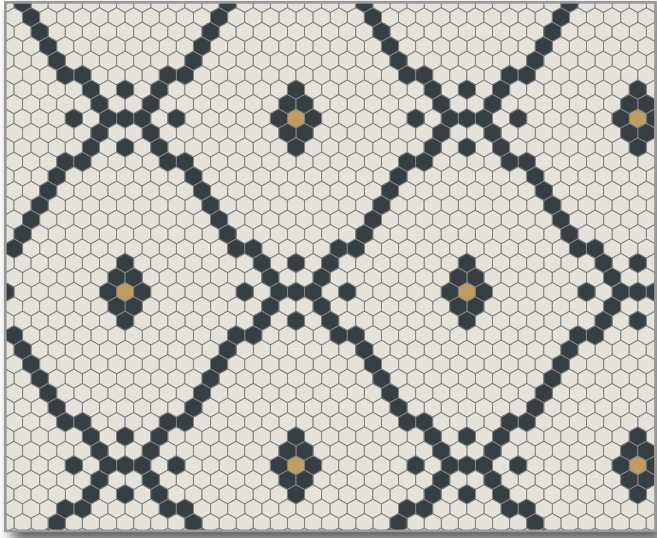
## SPECIAL DESIGN

### “SNOWFLAKE”

Composition:

- ◆ Pearl Grey 2.5cm Hexagons
- ◆ Red 2.5cm Hexagons
- ◆ Dark Green 2.5cm Hexagons
- ◆ Black 2.5cm Hexagons
- ◆ Super White 2.5cm Hexagons
- ◆ Vanilla 2.5cm Hexagons

Assembled on sheets



---


## SPECIAL DESIGN

### “DIAMOND”

Composition:

- ◆ Black 2.5cm Hexagons
- ◆ Super White 2.5cm Hexagons
- ◆ Yellow 2.5cm Hexagons

Assembled on sheets



---


## SPECIAL DESIGN

### “NET”

Composition:

- ◆ Pearl Grey 2.5cm Hexagons
- ◆ Chocolate 2.5cm Hexagons
- ◆ Yellow 2.5cm Hexagons
- ◆ Super White 2.5cm Hexagons

Assembled on sheets



---

## SPECIAL DESIGN

### “LANTERN”

Composition:

- ◆ White 2.5cm Hexagons
- ◆ Red 2.5cm Hexagons

Assembled on sheets





# Octagons and Dots

10cm / 15cm




Octagons and dots are a timeless, traditional combination and bring a touch of authenticity to your project.

## ❖ Available sizes

- ◆ 10cm Octagons (+ 3.5cm dots)
- ◆ 15cm Octagons (+ 5cm dots)

## ❖ Number of pieces per M<sup>2</sup>

- ◆ 100pcs of 10cm Octagons + 100pcs of 3.5cm Dots
- ◆ 44pcs of 15cm Octagons + 44pcs of 5cm Dots




---

## CLASSIC BICOLOR PATTERN


Composition/M2:

- ◆ White 10cm Octagons
- ◆ Black 3.5cm Dots

Border reference:

- ◆ Glasgow (simple version)

Loose tiles (except for the border) or assembled on sheets of 30.7x30.7cm




---

## OCTAGONS CHECKER PATTERN


Composition:

- ◆ Pearl Grey 10cm Octagons
- ◆ Super White 10cm Octagons
- ◆ Charcoal 3.5cm Dots

Border reference:

- ◆ Glasgow (simple version)

Loose tiles (except for the border) or assembled on sheets of 30.7x30.7cm




---

## MULTICOLOURED DOTS


Composition:

- ◆ Red 15cm Octagons
- ◆ White 5cm Dots
- ◆ Black 5cm Dots

Border reference:

- ◆ Tottenham

Loose tiles (except for the border)



---

## CLASSIC BICOLOR PATTERN


Composition:

- ◆ Black 10cm Octagons
- ◆ Super White 3.5cm Dots

Border reference:

- ◆ Chelsea

Loose tiles (except for the border) or assembled on sheets of 30.7x30.7cm



---

## CLASSIC BICOLOR PATTERN


Composition:

- ◆ Dark Green 15cm Octagons
- ◆ White 5cm Dots

Border reference:

- ◆ Chelsea

Loose tiles (except for the border)



---

## BICOLOUR DOTS

Composition:


- ◆ Charcoal 10cm Octagons
- ◆ Super White 3.5cm Dots
- ◆ Black 3.5cm Dots

Border reference:

- ◆ Nottingham

Loose tiles (except for the border) or assembled on sheets of 30.7x30.7cm






---

## CLASSIC BICOLOR PATTERN


Composition:

- ◆ Blue Moon 10cm Octagons
- ◆ Pearl Grey 3.5cm Dots

Border reference:

- ◆ Glasgow

Loose tiles (except for the border) or assembled on sheets of 30.7x30.7cm




---

## PLAIN DOTS AND ENCAUSTIC TILES


Composition:

- ◆ Grey 15cm Octagons
- ◆ Super White 5cm Dots
- ◆ Grey and Super White 5cm Encaustic tiles

Border reference:

- ◆ Brighton

Loose tiles (except for the border)




---

## ENCAUSTIC TILES AS DOTS

Composition:

- ◆ Super White 15cm Octagons
- ◆ Black and Super White 5cm Encaustic tiles

Border reference:

- ◆ Newcastle (simple version)

Loose tiles (except for the border)





# Triangles

3.5x3.5x5 / 5x5x7 / 7x7x10 / 10x10x14 / 8.8x8.8x14.6cm




## ❖ Right-angled Triangles

- ◆ 3,5x3,5x5cm
- ◆ 5x5x7cm
- ◆ 7x7x10cm
- ◆ 10x10x14cm

## ❖ Isosceles Triangles

- ◆ 8.8x8.8x14.6cm




---

## PLAIN COLOUR

Composition:

- ◆ Black Isosceles Triangles

Assembled on sheets of 0.063m<sup>2</sup>




---

## RANDOM MIX

Composition (10% of each colour):

- ◆ Super White
- ◆ White
- ◆ Pale Green
- ◆ Green
- ◆ Dark Green
- ◆ Pistachio
- ◆ Pale Blue
- ◆ Blue
- ◆ Dark Blue
- ◆ Blue Moon

Assembled on sheets of 0.063m<sup>2</sup>



---

## TRIANGLES AND HEXAGONS

Composition:

- ◆ Black Isosceles Triangles
- ◆ Super White 15cm Hexagons

15cm Hexagons are provided loose and isosceles triangles are provided on sheets





# Rounds

Diameters: 1.8/3.2/5.9cm




## ❖ Available sizes (diameters)

- ◆ 1.8cm
- ◆ 3.2cm
- ◆ 5.9cm

## ❖ Available thicknesses

- ◆ 3.8mm
- ◆ 9mm






---

## PLAIN COLOUR

Composition:

- ◆ Black 1.8cm Rounds

Assembled on sheets of 30x28cm




---

## DESIGN

Composition:

- ◆ 33% Linen 1.8cm Rounds
- ◆ 33% Mole 1.8cm Rounds
- ◆ 33% Coffee 1.8cm Rounds

Assembled on sheets



---

## DESIGN

Composition:

- ◆ Dark Blue 1.8cm Rounds
- ◆ Vanilla 1.8cm Rounds
- ◆ Pale Blue 1.8cm Rounds
- ◆ Black 1.8cm Rounds
- ◆ Pearl Grey 1.8cm Rounds

Assembled on sheets

# Diamonds

5cm




❖ Available sizes (length)

◆ 5cm

❖ Available thickness

◆ 5mm




---

## STRAIGHT PLAIN COLOUR PATTERN

Composition:

- ◆ White Diamonds

Assembled on sheets




---

## ALTERNATE PLAIN COLOUR PATTERN

Composition:

- ◆ Black Diamonds

Assembled on sheets



---

## DESIGN

“TROMPE L’OEIL”

Composition:

- ◆ Black Diamonds
- ◆ Super White Diamonds
- ◆ Dark Blue Diamonds

Assembled on sheets

# Mosaic Combinations




## ❖ Assembly packaging

All assemblies shown below are supplied assembled on sheets for easy installation.

## ❖ Colours

Each part of the compositions shown can be customised with your choice of colours. Please contact us for customised layouts matching your ideas.



---


## BASKET WEAVE

Composition:

- ◆ Black 2.35x5cm
- ◆ Super White 1.2x1.2cm

Assembled on sheets of 31.4x31.4cm

---



---


## HONEYCOMB

Composition:

- ◆ Black 3.2cm Crosses
- ◆ Vanilla 1.8cm Rounds

Assembled on sheets of 28.9x28.9cm

---



---

## ECLIPSE


Composition:


- ◆ Black 3.7cm Stars
- ◆ Pearl Grey 5.2cm Ellipses

Assembled on sheets of 29.7x29.7cm

### 45° angle installation

Use an angle of 45° when installing this pattern for an alternative look (cutting required).






---

## TETRIS

Composition:

- ◆ White 7cm Crosses
- ◆ Black 7cm Crosses

Assembled on sheets of 27.1x25.3cm



---


## TEXTILE

Composition:

- ◆ Super White 7cm Crosses
- ◆ Mole 3.5cm Dots
- ◆ Black 7x7cm

Assembled on sheets of 32.7x32.7cm

Photograph on opposite page (different colours).




---

## REEF KNOT

Composition:

- ◆ Pale Grey 7cm Crosses
- ◆ Black 3.5cm Dots

Assembled on sheets of 28.7x27cm



---


## CHURCH

Composition:

- ◆ Black Shuttles
- ◆ Super White 7x7cm

Assembled on sheets of 30,3x30,3cm

---



---

## HEXAGONS+DIAMONDS PATTERN

Composition:

- ◆ Super White 5cm Hexagons
- ◆ White Diamonds

Assembled on sheets



^ Above: Textile pattern

# Designs and Borders

## Victorian Range



### ❖ Packaging

All our floor designs and borders are supplied pre-assembled on sheets of about 30x30 cm for easy installation. Caution, floor designs and borders are supplied separately so any border can be used with your choice of floor design.


### ❖ Joints

Floor designs and borders assembled edge to edge and supplied without joint. Some floor designs have an alternative version with standard joints. Please ask us for any information.

### ❖ Models

Some borders are presented with plain squares around them which are used here for aesthetic purposes only.






---

## ANNANDALE

Annandale design and border

Colours:

- ◆ Pearl Grey
- ◆ Black
- ◆ Dark Green
- ◆ Pale Green
- ◆ White




---

## BRIGHTON

Brighton design and border

Colours:

- ◆ Black
- ◆ White
- ◆ Red
- ◆ Linen




---

## BRISTOL

Bristol design and border

Colours:

- ◆ Black
- ◆ Red
- ◆ White




---

## CHELSEA

Chelsea design and border

Colours:

- ◆ Blue Moon
- ◆ Black
- ◆ Super White
- ◆ Pearl Grey




---

## GLASGOW

Glasgow design and border

Colours:

- ◆ Super White
- ◆ Charcoal
- ◆ Black
- ◆ Pale Grey




---

## LEEDS

Leeds design and Windsor border

Colours:

- ◆ Black
- ◆ White




---

## LIVERPOOL

Liverpool design and border

Colours:

- ◆ Black
- ◆ Red
- ◆ Grey




---

## LONDON

London design and Windsor border

Colours:

- ◆ Black
- ◆ Super White
- ◆ Grey




---

## NEWCASTLE

Newcastle design and border

Colours:

- ◆ Dark Green
- ◆ Super White
- ◆ Pearl Grey
- ◆ Black



---

## NOTTINGHAM


Nottingham design and border

Colours:

- ◆ Super White
- ◆ Grey
- ◆ Black

Picture on page 65

---



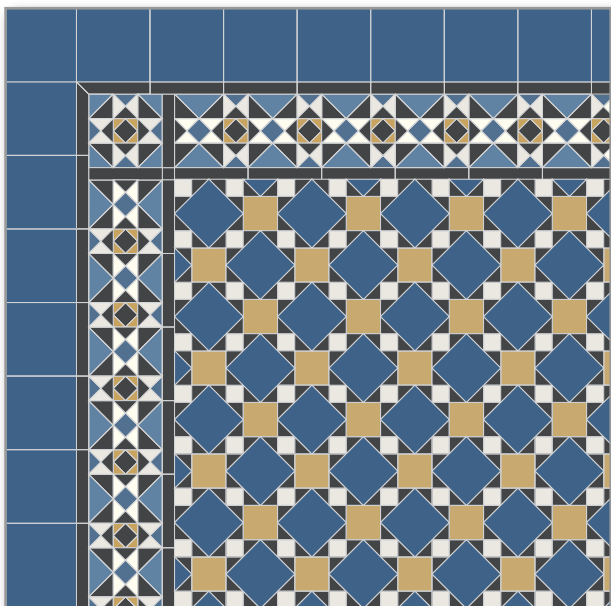
---

## PETERSHAM

Petersham design and border

Colours:

- ◆ Dark Green
- ◆ Black
- ◆ Yellow
- ◆ Old Pink



---

## SHEFFIELD


Sheffield design and border

Colours:

- ◆ Blue Moon
- ◆ Dark Blue
- ◆ Black
- ◆ Yellow
- ◆ Super White

Picture on page 64

---





---

## SWANSEA

Swansea design and border

Colours:

- ◆ Black
- ◆ Super White
- ◆ Dark Blue
- ◆ Pale Blue
- ◆ Pearl Grey





---

## WINDSOR

Windsor design and border

Colours:

- ◆ Pearl Grey
- ◆ Black
- ◆ Charcoal
- ◆ Pale Grey




---

## WOOLLAHRA

Woollahra design and border

Colours:


- ◆ Super White
- ◆ Pearl Grey
- ◆ Grey
- ◆ Black
- ◆ Parma

---

# Design and Borders

## Simplified Victorian Range

The floor designs and borders in our Victorian range are also available as a simple version (without encaustic tiles) for a more streamlined finish as an alternative to the original versions.



---

### SIMPLE GLASGOW


Simple Glasgow design and border

Colours:

- ◆ Super White
- ◆ Charcoal
- ◆ Black
- ◆ Pale Grey

Picture on page 65

---




---

### SIMPLE NOTTINGHAM

Simple Nottingham design and border

Colours:

- ◆ Pearl Grey
- ◆ Grey
- ◆ Black





---

## SIMPLE PETERSHAM

Simple Petersham design and border

Colours:

- ◆ Dark Green
- ◆ Black
- ◆ Yellow
- ◆ Old Pink





---

## SIMPLE WINDSOR

Simple Windsor design and border

Colours:

- ◆ Pearl Grey
- ◆ Black
- ◆ Charcoal
- ◆ Pale Grey




---

## SIMPLE WOOLLAHRA


Simple Woollahra design and border

Colours:

- ◆ Super White
- ◆ Pearl Grey
- ◆ Grey
- ◆ Black
- ◆ Parma







# Designs and Borders

## Designer Range



### ❖ Packaging

All our floor designs and borders are supplied pre-assembled on sheets of about 30x30 cm for easy installation. Caution, floor designs and borders are supplied separately so any border can be used with your choice of floor design.

### ❖ Joints

Floor designs and borders assembled edge to edge and supplied without joint. Some floor designs have an alternative version with standard joints. Please ask us for any information.

### ❖ Models

Some borders are presented with plain squares around them which are used here for aesthetic purposes only.




---

## CHICAGO

Chicago design and border

Colours:

- ◆ Black
- ◆ Grey
- ◆ White



---

## DETROIT

Detroit design and border

Colours:

- ◆ Blue Moon
- ◆ Pale Blue
- ◆ Super White
- ◆ Pearl Grey




---

## HOUSTON

Houston design and border

Colours:

- ◆ Grey
- ◆ Super White
- ◆ Yellow
- ◆ Black




---

## PHILADELPHIA

Philadelphia design and Annandale border:

Colours:

- ◆ Charcoal
- ◆ Super White
- ◆ Black
- ◆ Pearl Grey




---

## PHOENIX

Phoenix design and border

Colours:

- ◆ Dark Green
- ◆ Pistachio
- ◆ Green





---

## SAN FRANCISCO

San Francisco design and border

Colours:

- ◆ Black
- ◆ Super White
- ◆ Charcoal
- ◆ Pearl Grey





---

## SEATTLE

Seattle design and Tottenham border

Colours:

- ◆ Pale Grey
- ◆ Super White
- ◆ Black
- ◆ Green
- ◆ Ontario




---

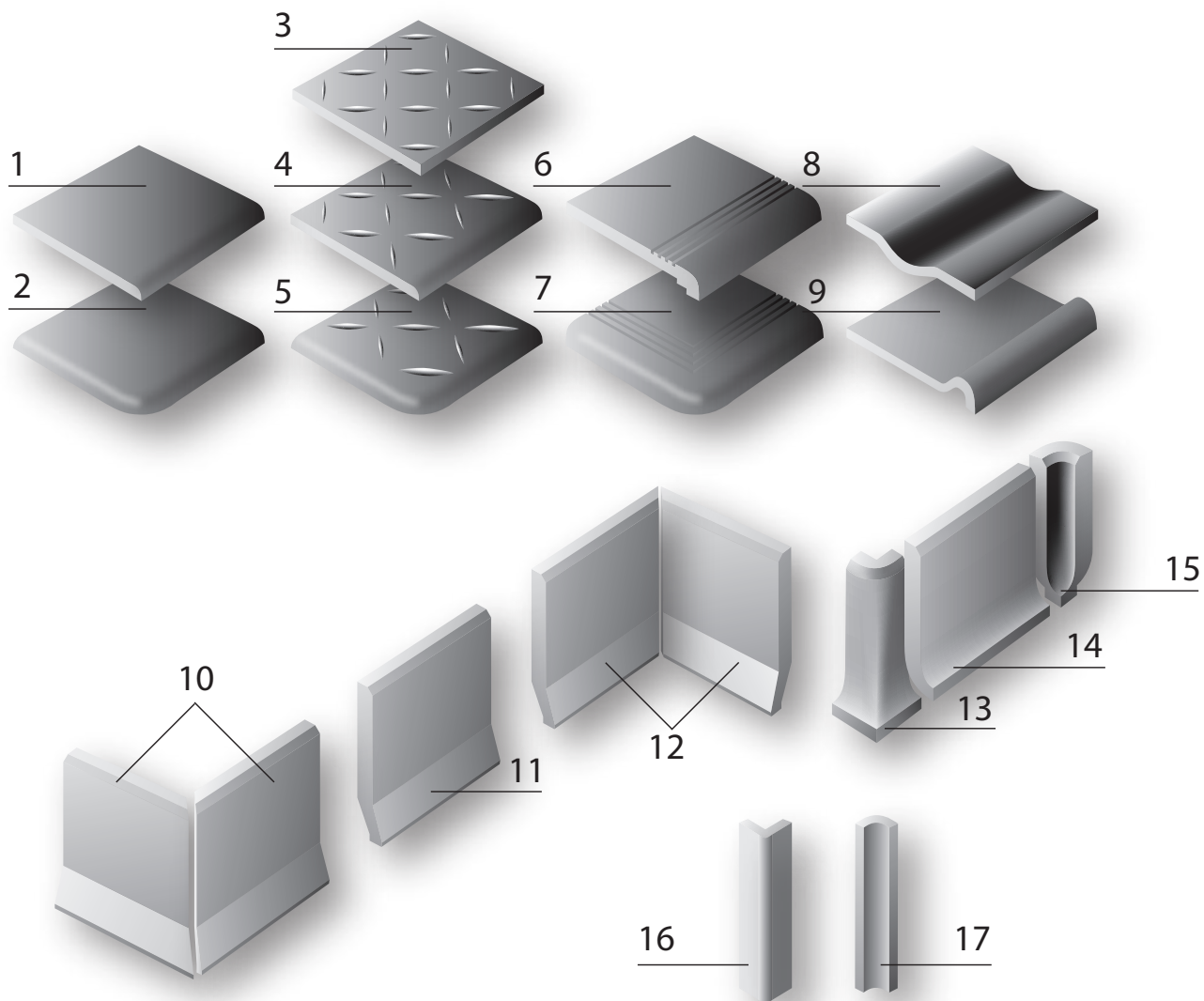
## WASHINGTON

Washington design and border

Colours:

- ◆ Black
- ◆ Pale Grey
- ◆ Super White

# Accessories and Antislip Tiles




## ❖ Available colours

All our accessories are available in our standard colours.

## ❖ Specific accessories

Do not hesitate to contact us for any other specific accessory.



## 5X5/10X10CM WITH ROUND EDGE


# 1-2

Round edge versions of our 5x5cm and 10x10cm squares.

Also available in 2 round edges version.

### Skirting or rim

This item can be used as a traditional round-edged skirting or to soften the rim of a work surface, for example.





## ANTISLIP 5X5/10X10CM

# 3-4-5

Antislip (grain of rice) R10 version of our 5x5cm and 10x10cm squares.

\*Exists in one rounded edge and two rounded edges

R11 Orange Peel Version  
Antislip textured 10x10cm Square  
Rating: R11



## 5X5CM/10X10 CM STEP TREAD


# 6-7

Grooved step tread for improved grip.

\*Exists in one rounded edge and two rounded edges

### Step visibility

To make your steps more visible, opt for a different colour from your main surface.




---

## SWIMMING POOL EDGE (FINGER GRIP) AND CHANNEL

# 8-9

Swimming Pool Accessories.




---

## 10X10CM SIT-ON SKIRTING AND CORNERS

# 10-11-12

10x10cm sit-on skirtings and matching inside and outside corners.



---

## 5X5/10X10CM COVERED SKIRTING AND CORNERS


# 13-14-15

10x10cm covered skirtings and matching inside and outside corners.

### Angles and sizes

Internal and external angles are only available for our 10x10cm skirtings.

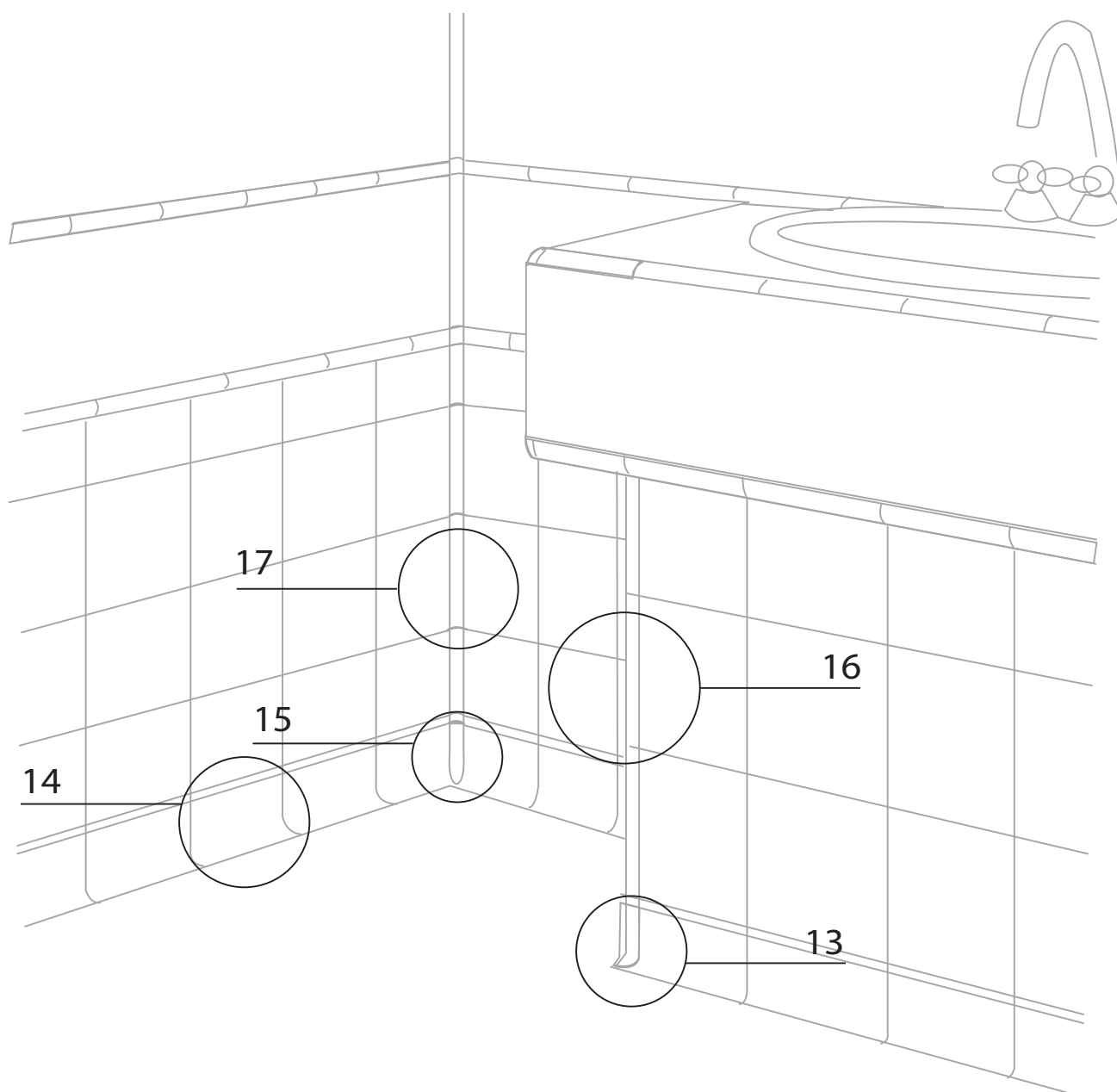




## SWIMMING POOL ANGLES

# 16-17

Swimming Pool Angles.



---

# Bespoke Projects

For the most unique projects

## Customised service for your most specific needs

We support you throughout your project, from simple computer simulations to the most complex projects requiring the precision and know-how of our mosaicists. Be it a truly unique tile, assembly or mosaic, our creative teams can design your project.

## Advanced customisation

Our flexibility and traditional production method combine to meet your demands for customised formats, textures, colours and thicknesses within a 20x20cm size limit.



WINCKELMANS  
LE VRAI MILAN BAKERY



---

# Neosol

---

UNIQUE PRODUCT OF CRUSHED WINCKELMANS TILES WITH RESIN. NEOSOL HAS MANY ADVANTAGES:

## VERSATILITY

Neosol's excellent technical characteristics make it ideal for all environments, both domestic and industrial, dry and wet and inside and outside.

## RESISTANCE

Neosol is both stain- and scratch-resistant, thereby lowering maintenance costs. Its long-lasting nature means extremely long product preservation.

## COMFORT

The lack of noise (travelling, shocks) and the thermal insulations improve work conditions and walking comfort.

## HYGIENE

Neosol is an unglazed poured coating that is therefore joint free and impermeable and remains without question supreme in terms of hygiene and maintenance.

## SAFETY

Its innovative composition makes Neosol a non-slippery coating, even in wet environments.

## CREATIVITY

Neosol can be produced in many combinations of finishes and colours, making it a fully-customisable coating.

More detailed information and the Neosol technical sheets can be found online at <http://neosol.eu/>



web



# Technical Data









## DRY-PRESSED UNGLAZED (UGL) PORCELAIN STONEWARE TILES.

### GROUP B1A - BRANDS AND NF/UPEC CLASSIFICATION - EUROPEAN STANDARD

Room floors are rated on the growing intensity of attacks from wear (surface abrasion), heavy traffic, water for maintenance or normal use and so-called staining or chemical products.

The tiles are subjected to tests to determine their resistance to these attacks and are NF/UPEC classified.

Details of our certifications can be found on the opposite page and valid technical data for all our tiles in the table below (the various certificates are available on request and can also be consulted at <http://winckelmans.com/Qualite/> or using the flashcode at the bottom of this page).

Characteristics	Required results	Our results
 Acid- and alkali-resistant	No altered appearance detected	No deterioration
 Variation in weight	< 1%	< 0.2 %
 Water absorption (as %)	< 0.6% (individual) ≤ 0.5% (average)	0.1% - 0.5%
 Frost-resistant after fifty frost/thaw cycles (+20°C to -15°C)	No effect	Compliant
 Resistant to thermal shocks	No deterioration	Compliant
 Resistant to deep abrasion (volume of material removed)	< 175mm <sup>3</sup>	24mm <sup>3</sup>
 Resistant to heavy traffic	No deterioration	Compliant
 Shock-resistant (falling ball)	No deterioration	Compliant

Consult our certificate download space using the flashcode opposite:



web

# Quality and Antislip Standards



Size (in cm)	Thickness (in mm)	Particularity	UPEC Rating	DIN 51130 Rating	DIN 51097 Rating
1.2x1.2cm	3.8mm	Square	U4 P2 E3 C2	-	-
2x2cm	3.8mm	Square	U4 P3 E3 C2	R10	C
3.5x3.5cm	9mm	Square/Dot	U4 P4 E3 C2	-	-
5x5cm	5mm	Square	U4 P3 E3 C2	R10	C
5x5cm	9mm	Square/Dot	U4 P4 E3 C2	-	-
10x10cm	9mm	Square	U4 P4+ E3 C2	R10	B
10x10cm	11mm	Square	U4 P4S E3 C2	-	-
10x10cm	13mm	Square	U4 P4S E3 C2	-	-
15x15cm	9mm	Square	U4 P4+ E3 C2	R10	B
20x20cm	9mm	Square	U4 P4+ E3 C2	R9	B
5x5cm	5mm	Hexagon	U4 P3 E3 C2	-	-
10x10cm	9mm	Hexagon	U4 P4+ E3 C2	-	-
10x10cm	11mm	Hexagon	U4 P4S E3 C2	-	-
10x10cm	9mm	Octagon	U4 P4+ E3 C2	-	-
15x15cm	9mm	Octagon	U4 P4+ E3 C2	-	-
2.35x5cm	5mm	Rectangle	U4 P3 E3 C2	-	-
5x5cm	5mm	Antislip Square	U4 P3 E3 C2	-	-
10x10cm	9mm	Orange Peel Square	U4 P4+ E3 C2	R11	-
5x5cm	5mm	1 Round Edge Square	U4 P3 E3 C2	-	-
10x10cm	9mm	1 Round Edge Square	U4 P4+ E3 C2	-	-
5x5cm	5mm	Step Tread	U4 P3 E3 C2	-	-
10x10cm	9mm	Step Tread	U4 P4+ E3 C2	-	-

# Packaging information

Particularity	Size (in cm)	Thickness (in mm)	Reference Unit	Product Type	Quantity per Box
Square	1.2x1.2cm	3.8	M2	Assembled	1.33M2
			KG	Loose	20KG/2.66M2
			Blister Pack	Loose	240G/ ≈ 200pieces
			Pot	Loose	700G/ ≈ 590pieces
			Pot	Loose	1.4KG/ ≈ 590pieces
	2x2cm	3.8	M2	Assembled	1.33M2
			KG	Loose	20KG/2.90M2
	3.5x3.5cm	9	Blister Pack	Loose	240G/ ≈ 75pieces
			Pot	Loose	700G/ ≈ 200pieces
			Pot	Loose	1.4KG/ ≈ 440pieces
			M2	Loose	100pieces/0.12M2
			M2	Assembled	1.01M2
	5x5cm	5	M2	Assembled	1.01M2
		9	M2	Loose	25pieces/0.06M2
	7x7cm	9	M2	Loose	25pieces/0.12M2
			M2	Loose	120pieces/0.59M2
			M2	Assembled	0.51M2
	10x10cm	9	M2	Loose	50pieces/0.50M2
			M2	Assembled	0.56M2
	15x15cm	9	M2	Loose	25pieces/0.56M2
20x20cm	9	M2	Loose	12pieces/0.48M2	
Antislip Square	5x5cm	5	M2	Assembled	1.01M2
	5x5cm	5	M2	Loose	40pieces/0.1M2
	5x5cm	5	M2	Loose	900pieces/2.25M2
	10x10cm	9	M2	Loose	50pieces/0.50M2

Packaging of accessories, decorated tiles and specific formats: please refer to the Retail Price List.



Particularity	Size (in cm)	Thickness (in mm)	Reference Unit	Product Type	Quantity per Box
Hexagon	2.5x2.5cm	3.8	M2	Assembled	1.06M2
			KG	Loose	20KG/2.5M2
		9	M2	Assembled	0.45M2
			KG	Loose	20KG
	5x5cm	5	M2	Assembled	0.83M2
			KG	Loose	44pieces/0.11M2
	10x10cm	9	M2	Loose	46pieces/0.42M2
				Assembled	0.45M2
15x15cm	9	M2	Loose	24pieces/0.48M2	
Octagon	10x10cm	9	M2	Loose	50pieces/0.50M2
	15x15cm	9	M2	Loose	25pieces/0.56M2
Rectangle	2.35x5cm	5	M2	Straight pattern	1.01M2
				Brickbond pattern	0.93M2
				Loose	100pieces/0.12M2
				Loose	800pieces/1M2
	5x10cm	9	M2	Loose	50pieces/0.25M2
	5x15cm	9	M2	Loose	20pieces/0.15M2
	2.5x15cm	9	M2	Loose	40pieces/0.15M2
	10x20cm	9	M2	Loose	25pieces/0.50M2
Isosceles Triangle	8.5x8.8x14.6 cm	9	M2	Assembled	0.38M2
			M2	Loose	40pieces/0.20M2
Basket Weave	-	5	M2	Assembled	0.92M2
Tetrix	-	9	M2	Assembled	0.41M2
Reef Knot	-	9	M2	Assembled	0.46M2
Textile	-	9	M2	Assembled	0.64M2
Eclipse	-	9	M2	Assembled	0.52M2
Honeycomb	-	9	M2	Assembled	0.50M2
Church	-	9	M2	Assembled	0.55M2

# Laying and maintenance advice

## LAYING TILES/TILES ON SHEETS

To achieve a uniform finish, it is advisable to open several boxes, take several sheets haphazardly and lay them randomly.

## PHASE 1: CLEANING THE CEMENT FILM

Immediately after laying, the tiles are covered with a whitish film. This is normally surplus cement film introduced during grouting. These cement residues are cleaned using acid products and mechanical treatment. This operation is essential: it must be carried out initially by the tiler.

Products to be used:  
Special unglazed tile cement film stripper

Method:

- Sweep the coating and eliminate the largest residues
- Moisten the joints
- Spread the product on part of the surface (treatment per area).  
Leave to work for a few minutes.
- Rub the floor mechanically.
- Rinse thoroughly with water (several times if necessary) to neutralise the product and recover the cement particles.

## PHASE 2 (OPTIONAL): APPLYING AN ANTI-STAIN WATERPROOFING AGENT

Although this stage is optional, it can take place a few days after laying new, clean tiles (cement film must be removed in advance without fail).

The tiles should ideally be protected to prevent staining products (grease, ink, etc.) affecting the surface of the product. For this, it is recommended to apply a waterproofing agent one to two weeks after laying. The treatment is applied to clean, dry tiles.


Products to be used:  
Special unglazed tile anti-stain waterproofing agent

## PHASE 3: ROUTINE MAINTENANCE

The purpose of routine tile maintenance is to keep the original appearance of the tiles as long as possible. Frequent washing is therefore necessary. The choice of detergent and the quality of the water (preferably soft) will influence the cleanliness of the tile. Linseed oil products will not normally be used as they are a source of grime on the floors.

Products to be used: Any standard alkaline product or Winckelmans cleaner.

Avoid:  
Linseed oil products (grime the tile)  
Never use:  
HF hydrofluoric acid and by-products (damage the tile)



# Important Information

## SIZE VARIATIONS

The dimensions given are nominal. Given the manufacturing process and tile composition, the dimensions can be up to 1.2% larger or smaller than the manufacturing dimension.

## RECOMMENDATIONS FOR JOINTS

It is strongly recommended to provide for a 2 to 3 mm joint between the different tiles. This should be filled with a grey cement grout. Coloured grouts (especially black) are strongly discouraged due to the risk of staining from their very powerful colouring agents.

## OUTSIDE USE

Our tiles are ideal for outside use (hot or cold, dry or wet environments). The technical data for our tiles are available on page 78.

## TILE COLOURS AND SHADES

Our tiles are made of natural products, especially clay, and shades may therefore vary for a same colour. To ensure that you receive tiles of a same shade, we suggest that you place a single order only for one and the same surface area. If, however, you need a specific shade, please contact our sales department to check availability.

As accessories and tiles are produced differently, slight variations in shade may be noted.

## 3D SIMULATIONS/VISUALISATIONS

We can generate 3D simulations to assist you with your project. Please contact our sales department for further information.

## ONLINE PHOTOS

To access our online photo gallery (Joomoo space), please contact our sales department to acquire your personal login details. The gallery includes over one thousand photos of projects created in the four corners of the world.

## SAMPLES

We can supply samples to help you make your selection. Do not hesitate to contact us to obtain a shade card or specific sample. The shade of samples, although close, can vary slightly from the delivered product (See Tile colours and shades above).

## ACKNOWLEDGEMENTS

We should like to thank our partners listed below for their invaluable comments in designing this brochure and for the project photos which they send us regularly:

Archtiles (Czech Republic)	<a href="http://www.archtiles.cz">www.archtiles.cz</a>
Eco Tile Factory (Australia)	<a href="http://www.ecotilefactory.com.au">www.ecotilefactory.com.au</a>
Greta Wolf (Russia)	<a href="http://www.gretawolf.ru">www.gretawolf.ru</a>
Herbeau USA (United States)	<a href="http://www.herbeau.com">www.herbeau.com</a>
Herbec (Poland)	<a href="http://www.herbec.pl">www.herbec.pl</a>
Heritage Tile (United States)	<a href="http://www.heritagetile.com">www.heritagetile.com</a>
Intercodam (Netherlands)	<a href="http://www.intercodam.com">www.intercodam.com</a>
Mosaic Assemblers (Ireland)	<a href="http://www.mosaicassemblers.com">www.mosaicassemblers.com</a>
Olde English Tiles Australia (Australia)	<a href="http://www.oldeenglishtiles.com.au">www.oldeenglishtiles.com.au</a>
Original Features (United Kingdom)	<a href="http://www.originalfeatures.co.uk">www.originalfeatures.co.uk</a>
Waxman Ceramics (United Kingdom)	<a href="http://www.waxmanceramics.co.uk">www.waxmanceramics.co.uk</a>
Weimashi (China)	

## JOIN US ONLINE



Instagram

[https://www.instagram.com/winckelmanstiles\\_official/](https://www.instagram.com/winckelmanstiles_official/)




Facebook

<https://www.facebook.com/pg/Winckelman/>



Houzz

<https://www.houzz.fr/pro/winckelmans/winckelmans>



---

[www.winckelmans.com](http://www.winckelmans.com)  
584 avenue de Dunkerque - B.P. 10147 - 59461 LOMME CEDEX - FRANCE  
Email: [contact@winckelmans.com](mailto:contact@winckelmans.com)  
Ph.: +33(0)3 20 92 16 54  
Fax: +33(0)3 66 72 22 89